

Witches and Wizards 2024-2025

Key stage 2 and 3—Term 4

Communication and Interaction

(Sensory Story, Intensive Interaction, Functional Communication—snack, good morning and personal care, Choosing time, Playtime, SaLT and What's in the Box?)

Room on the Broom story focus—[Flying on My Broomstick Song PowerPoint \(teacher made\)](#) [Songs and Rhymes Resource Pack \(teacher made\) - Twinkl](#)

Starter: PowerPoint with supporting resources

Fields and Forests: * crushed up Weetabix, angel delight and broccoli
* green pine needle scented rice, wood slices and pine cones

Reed and Rivers: * blue oobleck and peeled courgette/shredded lettuce
* melted yellow and green teddy bear sweets (edible slime) * green larger pom pom

Cat and Dog: * furry fabric * toy cat and dog * felt cat cut outs

Bow: * tactile bows in blue rice * make making bow

Green Bird: * green laminated bird cut outs in feathers

Frog: * Slime, trampette to jump like a frog * frogs in water to splash *green mark making materials * plastic frogs in blended spinach * jumping frogs * frog in a box

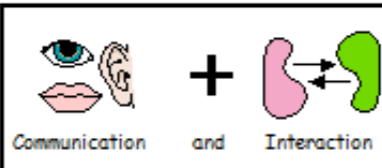
Dragon: interactive fire app, dragon toys—soft and hard, laminated dragons in yellow, red and orange ribbons, red, yellow and orange visual work * hairdryer (warm heat from the dragon breathing)

* Parachute to represent 'up' and 'down'



Lesson Objectives:
* Can I engage with Room on the Broom story related activities.

Coverage:
communication, reading, writing, speaking and listening



Cognition and Learning

(Shape, Number and Colour)

Due to the nature of Pre-Formal learners the following will not be taught as discreet subjects—Position, Money, Time

Shape Week 1– 3

- * tactile star wands
- * light up star wands
- * melted green oobleck witch with shapes
- * crescent moon
- * circle cauldron bubble printing
- * tactile witches hat
- * yellow bricks to print (YBR)
- * green bricks to build (emerald city)
- * witch hat hoopla
- * shape songs

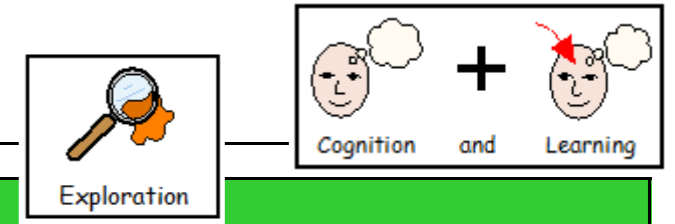


Lesson Objectives:
* Can I engage with Witches and Wizards shape and number themed activities.

Coverage:
Shape and Number

Number Week 4-6

- * number pom poms on the witches hat
- * frogs in kiwis and plastic jumping frogs
- * tactile broomsticks
- * broomsticks in crushed up pretzels
- * cause and effect broomstick
- * witch's brew slime with spiders
- * melted marshmallow webs and spiders
- * eyeballs in spaghetti
- * worms in jelly



Sensory and/or Physical

(Hydrotherapy, Physiotherapy Programmes, Food Exploration and Sensory Integration)

Weekly:

- * Hydrotherapy sessions—Frog floats, green woggles, green balls and green submersible lights
- * Parachute games
- * Sensory Massage
- * Ball pool sessions
- * Physiotherapy programmes
- * Sensory circuits/sensory diet
- * Physibods; body awareness
- * Therapy room sessions
- * STARS (sensory, tactile and response) sessions



Week 1 and 2:

- * Broomstick races— [Room on the Broom \(Song\)](#)
- * Edible magic wands - [Magic Wands Recipe](#)

Week 3:

- * Edible biscuit and Ice-cream cone hat
- * Edible broomsticks— <https://momfoodie.com/witches-broomstick-snacks-easy-halloween-party-snacks/>

Week 4:

- * Sensory Wizard of Oz walk: Tornado—Roundabout and parachute, Yellow brick road –Sensory stepping stones, yellow lights
- Emerald City—Green jelly, Green tactile material

Week 5:

- * [final-dance-of-the-witches-and-wizards.pdf](#)

Lesson Objectives:
* Can I engage with 'Witches and Wizards' sensory and/or physical activities.

Coverage:
Physiotherapy Programmes, Sensory Integration, Dance and Music and Food Technology




Explore and Discover

(Creativity—Music, Art and Design, The World Around Us—Geography, R.E, PSHE, SMSC, History and Science)

Week 1: Potions and Lotions—[Make a Magic Potion - Kids Halloween Song - YouTube](#) - background: [Snape's potions Classroom](#) [ASMR] [Harry Potter Art](#)

- * essential oils—supporting chosen smells for potion * food colouring and paint
- * Fizzing cauldrons: bicarbonate soda, white vinegar and food colouring
- * Bubble cauldrons: cauldrons, straws, fairy liquid and food colouring * labelled bottles to encourage opening and pouring
- * Nature potion: water, mud and sticks
- * Foam cauldrons: cauldrons/bowls, foam soap/squirty cream and food colouring, spoons * [Editable Halloween Potion Bottles \(A4\) English/Portuguese](#)
- * Colour changing magic water: [Magic Colour Changing Potions Science Activity - The Imagination Tree](#) * scented and textured cream to support massages



Week 2: Wizard of Oz—[The Wizard of Oz | Fairytales for Kids | Cartoonito - YouTube](#)

- * Emerald City: Mark making activity, building with green duplo, green tactile materials * Tin Man: Explore tins, foil blankets and metallic objects
- * Bricks wrapped in yellow paper (yellow brick road) , yellow stepping stones * Scarecrow: Stuffed clothes with hay, scarecrow (see story sacks), laminate scarecrow in hay and crushed up shredded wheat
- * Lion and Dog: sound buttons, symbols and objects * Tornado in a bottle: bottles, water, paint and glitter, fans and thunder musical instrument * Magic letter mark making
- * Green jelly—Elphaba * Whiteboard mark making—[Wizards Interactive Colouring \(teacher made\) - Twinkl](#)



Week 3: The Witch and the Midnight Magic—[Magical Night](#) | [Soft Calming Sleep Music](#) | [Peaceful Deep Sleeping](#)

- * Wand—light up and auditory wands * tactile wands from story * cardboard, cotton wool, lights and glittery star cut outs to create a sparkly night sky
- * recorders, witch adapted instruments and interactive apps on iPad * glittery cut out stars attached to pole * laminate clear stars and blue fingers lights
- * twinkle twinkle on big mac and large leaves to sway like the trees * Owl hooting, interactive Owl toy, feathers * fireflies—fingers lights * Forest creatures - squirrels and fox



Week 4 and 5: The Princess and the Wizard—[The Princess and the Wizard by Julia Donaldson & Lydia Monks | Read aloud | Storytime |](#)

- * Sensory colour exploration: Red, yellow, blue, white * days of the week * Witch hat ring toss—numbered cones and * Light up wands
- * Birthday cake—counting candles and stacking cakes * Castle building—printed off castle and put into soft cubes * Monday: Blue foam balls, bluefish, pots and pans, blue clothes
- * Tuesday: Farm yard animals, symbols and sound buttons, straw, yellow materials, chicks, yellow socks * Wednesday: Meadows –grass, grasshoppers, worms, lady birds, green materials, green laminated paper covered in toothpaste
- * Thursday: Fox –orange materials, leaves, orange scents and oranges * Friday: Butterfly—purple flowers, purple materials, purple butterfly (TVHC box) * moat—sand and water in tuff tray
- * Saturday: Black cat, materials, bats * Sunday: White—clouds, white gulls/birds * laminated green 'tiles' with tooth paste and brushes



Week 6: Easter

- * egg shakers * tactile eggs * melted chocolate * chocolate eggs in crushed up shredded wheat * make chocolate nests * egg rolling * carrot pulling * easter hunt
- * switch adapted rabbit * pop up chicks * squeaky eggs * light up bunny * daffodil hunt

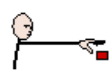
Lesson Objectives:

- * Can I engage with Witches and Wizards themed activities.

Coverage:

Communication, Cognition, Sensory and/or Physical and SEMH

Persistence




Initiation



Holistic Therapies (Mind, Body and Spirit)

(Story Massage, STaRS, Positive Touch Therapy, Light and Sound Therapy, Sound Bath and Multi-Sensory Room)

- * STaRS (sensory, tactile and response) sessions
- * MSR projector to support learning in and out the classroom
- * Sound Bath (Wednesday am)
- * Positive touch therapy: mini broomsticks, wands, cats
- * MSR: Wicked—pink body puffs, pink wands, Wicked music, green finger lights
- * Story Massage:[2HOM - Wizard of Oz Story Massage Part 1](#)
- * [final-magic-spell-sensations.pdf](#)



Lesson Objectives:

- * Can I engage and communicate a response to holistic therapies.

Coverage:

communication, cognition, sensory and/or physical and SEMH



Holistic Therapies



Realisation

Sensology (World Wildlife Day)

[final-night-animals.pdf](#)

Polar Bears: large polar bears in water and ice

Hippo: chocolate sprinkles and happy hippos

Seal: interactive seal resource


Panda: laminated Pandas in twiglets/matchmakers

Crocodile: skin material, crocodiles in shredded cucumber

Giraffe: laminated Giraffe cut outs in spinach, edible food Giraffe's

Shark: interactive shark resource, Shark resources in blue obleck

- * Scents of the ocean and rainforest (aromatherapy diffuser) * rainmakers and drum



Lesson Objectives: Can I engage with World Wildlife Day themed resources/activities?

Coverage: Communication, Cognition, Sensory and/or Physical and SEMH



Sensology