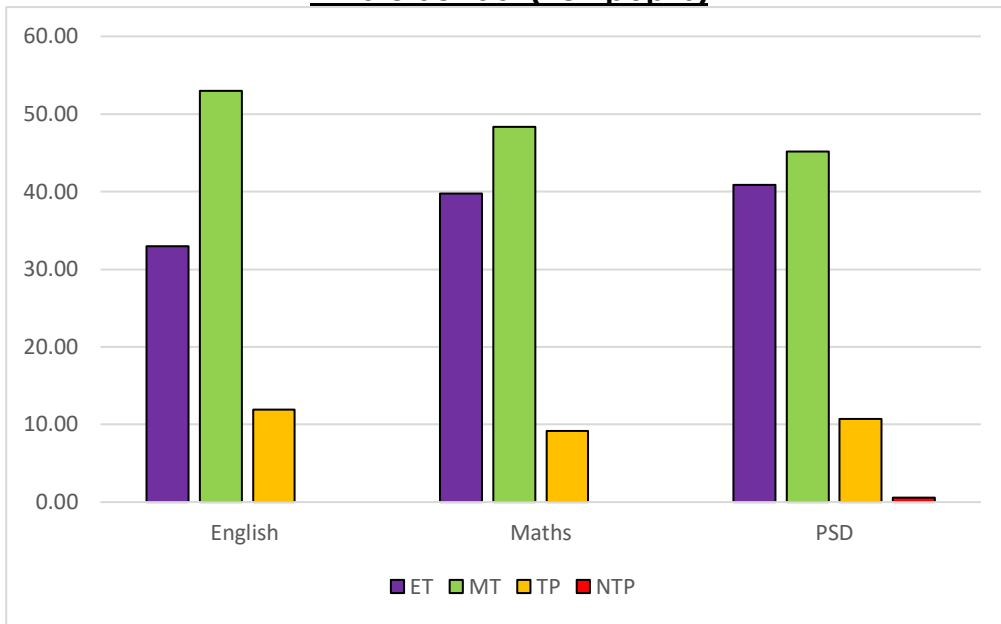




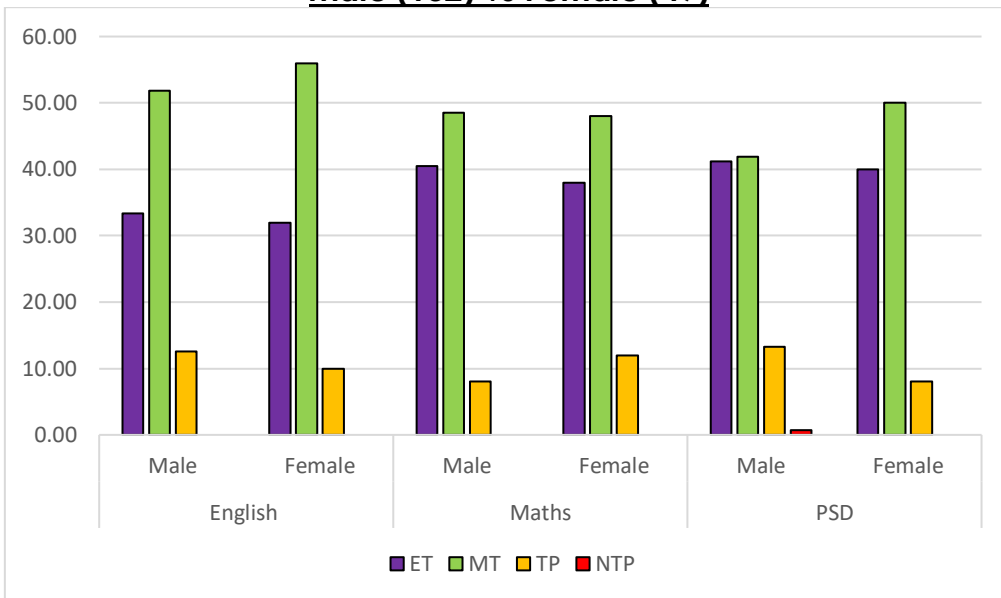
**Data Analysis Assessment Point 3 (2023 – 2024)**

Key: Exceeded Target ■; Met Target ■; Made Trackable Progress ■; No Trackable Progress ■

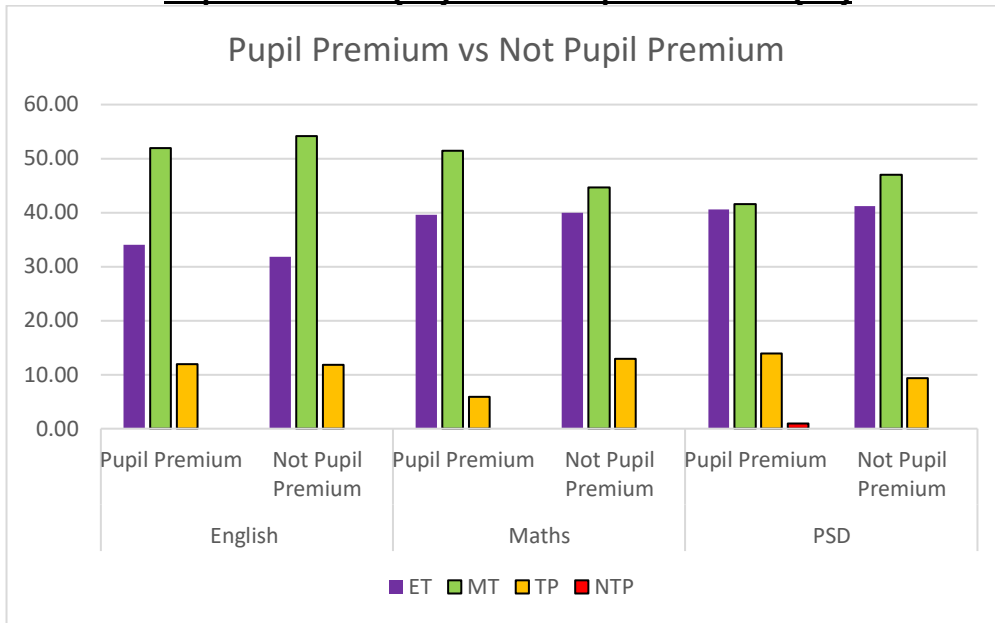
**Whole School (181 pupils)**



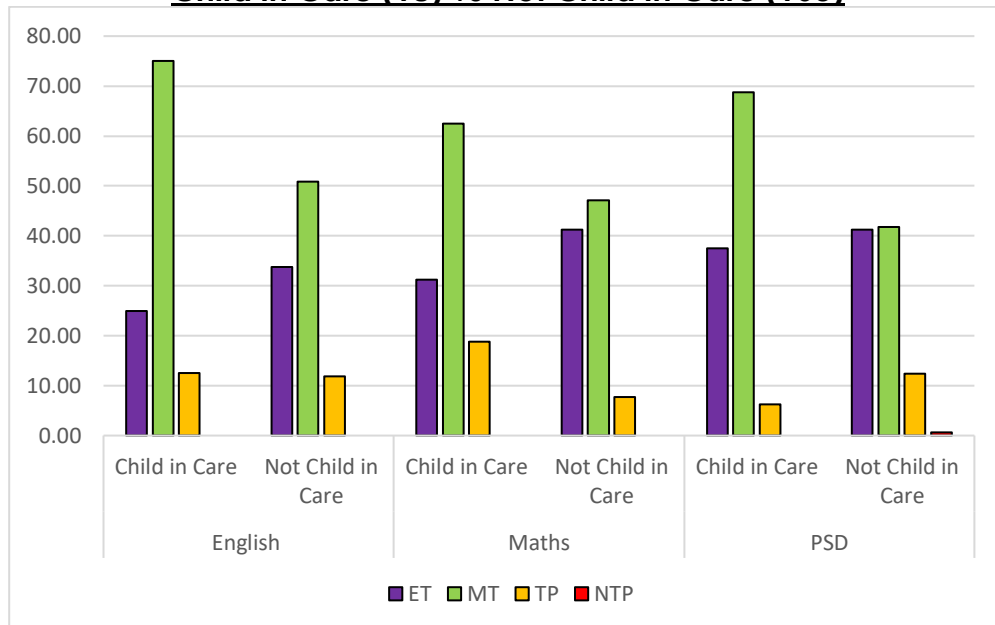
**Male (132) vs Female (49)**



### Pupil Premium (98) vs Not Pupil Premium (83)



### Child in Care (18) vs Not Child in Care (163)



### Considerations

- No major comparisons between groups.
- Targeted interventions for pupils who did not meet expected target for Autumn term 2024.

**Whole School (181 pupils)**

	English	Maths	PSD
ET	61	74	76
MT	98	90	84
TP	22	17	20
NTP	0	0	1

**Male (132) vs Female (49)**

	English		Maths		PSD	
	Male	Female	Male	Female	Male	Female
ET	45	16	55	19	56	20
MT	70	28	66	24	57	25
TP	17	5	11	6	18	4
NTP	0	0	0	0	1	0

**Pupil Premium (98) vs Not Pupil Premium (83)**

	English		Maths		PSD	
	Pupil Premium	Not Pupil Premium	Pupil Premium	Not Pupil Premium	Pupil Premium	Not Pupil Premium
ET	34	27	40	34	41	35
MT	52	46	52	38	42	40
TP	12	10	6	11	14	8
NTP	0	0	0	0	1	0

**Child in Care (18) vs Not Child in Care (163)**

	English		Maths		PSD	
	Child in Care	Not Child in Care	Child in Care	Not Child in Care	Child in Care	Not Child in Care
ET	4	57	5	70	6	70
MT	12	86	10	80	11	71
TP	2	20	3	13	1	21
NTP	0	0	0	0	0	1